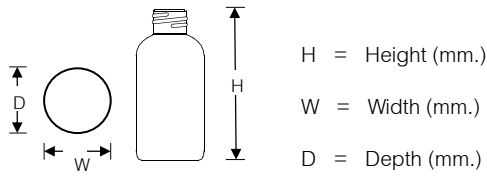


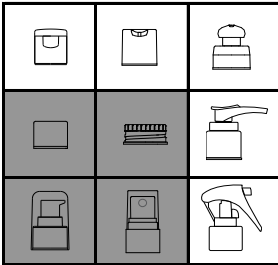
Bottle and Closure Index

Bottle Dimension Designation

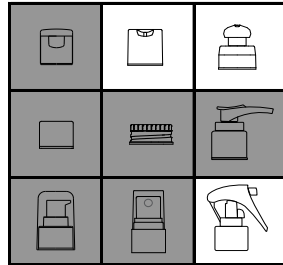


Closure Available for Each Standard Neck-Finish

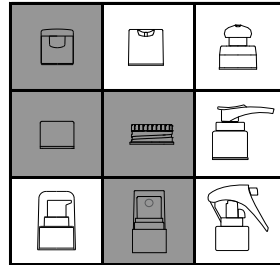
Neck-Finish : 18/410



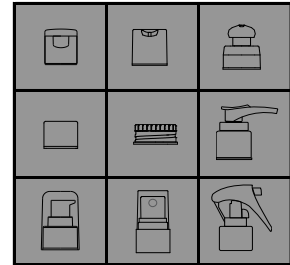
Neck-Finish : 20/410




Neck-Finish : 20/415




Neck-Finish : 24/410



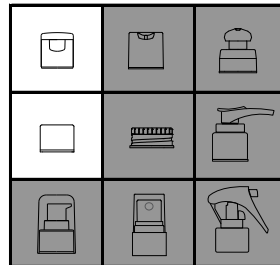
Neck-Finish : 24/415




Neck-Finish : 28/400



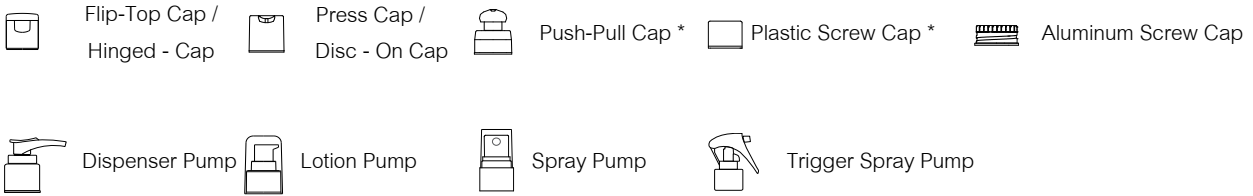
Neck-Finish : 28/410



Neck-Finish : 33/410



Remark



Push-Pull Cap *	Product Code	Type
24-410	21-2AWB	Smooth Wall
28-410	21-2C03	Smooth Wall

Plastic Screw Cap *	Product Code	Type
18-410	21-2AR2	Smooth Wall
20-410	21-2AY7	Smooth Wall
	21-2AB2	Ribbed Wall
20-415	21-2AR3	Smooth Wall
24-410	21-2AV4	Smooth Wall
24-415	21-2E10	Smooth Wall
28-400	21-2E06	Ribbed Wall
33-410	21-2E05	Ribbed Wall